

# DENIZEN

## Miniatures

### 1:43rd Scale Motor Sport

#### CURRENT PERIOD:

##### Drivers:


- RD1 Standing fastening helmet. Separate gloves
- RD2 Standing helmeted. Separate gloves
- RD3 Stepping into car. Separate gloves
- RD4 Walking carrying helmet, saluting crowd
- RD5 Walking carrying helmet
- RD6 Walking undoing helmet
- RD7\* In car, steering straight (pre-1996)
- RD8\* In car, visor up, victory salute ( " ")
- RD9\* In car, visor up, pulling on gloves ( " ")
- RD10\* In car as RD9, bareheaded. Separate helmet
- RD13 Helmeted driver gesticulating
- RD15 Driver getting out of car
- RD37 Driver putting on helmet
- RD38 Driver in balaclava holding helmet
- RD57 Sitting on Armco, bareheaded. Sep helmet
- RD58 Sitting on Armco, helmet on, dejected!
- RD65\* Touring Car/Rally/Nascar Driver in car LHD
- RD65/66\* Rally Driver/Navigator L & RHD [**£4.00 each**]
- RD67\* Touring Car/Rally Driver in car RHD
- RD69 Driver with overalls tied round waist
- RD75\* 1996-on Driver in car hairpin right
- RD76\* 1996-on Driver in car steering right
- RD77\* 1996-on Driver in car steering straight
- RD78\* 1996-on Driver in car steering left
- RD79\* 1996-on Driver in car hairpin left
- RD80\* 1996-on Driver in car waving to crowd
- RD81 Standing in car, arms spread
- RD82 Standing in car, fists clenched
- RD97 "Parc Fermé" [**£8.00**]
- RD115 Driver kneeling looking at engine
- RP1 Alain Prost. Separate helmet & gloves

##### Extra helmets:

- RD11 Helmeted heads [5] - with visors, up & down
- RD12 Helmeted heads [5] - no visors (inc template)
- RD33 Empty helmets [5] - with visors
- RD34 Empty helmets [5] - no visors (inc template)
- RD55 Touring Car/Nascar helmets [5]
- RD56 IndyCar helmets [5]
- RD73 Current F1 Helmets [5]

##### Equipment:

- RD19 Cockpit Monitors (2) [**£2.55**]
- RD35 Armco Barrier 2x73mm lengths [**£5.00**]
- RD36 Armco Barrier curved endpieces (6)
- RD44 Pneumatic Front Jack
- RD45 Tubular Rear Jack [**£2.55**]
- RD46 'Brakes On' Lollipops (2) [**£2.55**]
- RD47 Wheel Nut Guns (4) [**£2.55**]
- RD51 Fire Extinguishers (2) [**£2.55**]



Driver: RD27 - Spectators RD105 to 109 - Mechanics RD110 to 115

- RD70 Triple Armco section 85mm [**£7.45**]
- RD74 Laptop Computers (2) [**£2.55**]
- RD94 Spare refuelling hose for dioramas [**£2.55**]
- RD114 Old style quick lift Jack [**£2.55**]

##### Track Personnel:

- RD68 Marshal waving yellow flag [**£4.65**]
- RD104\* Track Official waving Chequered Flag [**£4.65**]

##### Pit Crew (Refuelling):\*

- RD83 Crewman with Pneumatic Front Jack [**£7.00**]
- RD84 Crewman with 'Brakes On' sign [**£5.70**]
- RD85 Crewman undoing wheel (on one knee)
- RD86 Crewman to hold wheel
- RD87 Crewman undoing wheel (on both knees)
- RD88 Crewman with arm raised
- RD89 Refuelling Crew (2 figures and hose) [**£9.50**]
- RD90 Crewman with Rear Jack [**£6.30**]
- RD91 Crewman kneeling arm raised
- RD92 Crewman kneeling undoing wheel
- RD93 Crewman to hold wheel
- RD95 6 Heads in balaclava/goggles only
- RD98 Crewman pushing car
- RD99 Crewman pushing car

##### Pit Crew (Ordinary Clothing):\*

- RD14 Team Manager
- RD39 Crewman with Pneumatic Front Jack [**£7.00**]
- RD40 Crewman with Tubular Rear Jack [**£6.30**]
- RD41 Crewman undoing wheel (on one knee)
- RD42 Crewman to hold wheel
- RD43 Crewman with 'Brakes On' sign [**£5.70**]
- RD48 Crewman kneeling arm raised
- RD49 Crewman undoing wheel (on both knees)
- RD50 Crewman to hold wheel
- RD52 Crewman undoing wheel (on both knees)
- RD53 Crewman with arm raised
- RD54 Crewman to hold wheel
- RG1 Promotions Girl walking
- RG2 Promotions Girl in swimsuit
- RG3 Promotions Girl as RG2 wearing sash
- RG4 Startline Girl with Signboard [**£4.30**]

#### SIXTIES PERIOD:

- RP2\* Stirling Moss in car [**£4.30**]
- RD20 Standing arms folded, goggles, peak
- RD21 Standing arms folded, no goggles, no peak
- RD22 Graham Hill, arms folded, wearing helmet
- RD23 Jackie Stewart, arms folded, cap
- RD24 Sitting on wheel, goggles, peaked helmet
- RD25 Sitting on wheel, no goggles, no peak
- RD26 Sitting on wheel, earlier helmet
- RD27 Walking undoing helmet, goggles, peak
- RD28 Walking undoing helmet, no goggles, no peak
- RD29 Standing casual pose, goggles, peak
- RD30 Standing casual pose, no goggles, no peak
- RD31 Graham Hill, standing casual pose, helmet on
- RD32 Standing casual pose, earlier helmet
- RD59\* 1960's Driver in car. Peaked helmet, goggles
- RD60\* Helmets no peak, bare face (1962 onwards)
- RD61\* Helmets standard peak, bare face (1963 on)
- RD62\* Helmets standard peak, scarf (1965 on)
- RD63\* Helmets lipped peak, bare face (1966 on)
- RD64\* Helmets lipped peak, scarf (1966 on)
- RD71 Empty helmets - no goggles
- RD72 Empty helmets - with goggles

#### FIFTIES PERIOD:

- RD18 Standing, helmet on
- RD96 Drivers conferring (2 figures) [**£8.00**]
- RD100 Mid 50's driver in car inc seat [**£4.65**]
- RD101 Early 50's driver in car inc seat [**£4.65**]
- RD102 Driver running 1950/63ish [**£4.30**]
- RD103 Driver running 1950/63ish [**£4.30**]
- RD116 Driver signing programme for small boy [**£8.00**]
- RD118 50s driver pulling on gloves
- RD119 50s/60s driver arms folded
- RD120 50s/60s driver walking doing up helmet
- RD121 50s/60s driver standing

#### TWENTIES/THIRTIES PERIOD:

- RD16\* In car, shirt, flying helmet
- RD17\* In car, overalls, flying helmet

#### MOST PERIODS:


- RD105 Spectator, middle aged man in Suit
- RD106 As RD105, wearing hat
- RD107 Spectator, young man, shirtsleeves
- RD108 As RD107, wearing cap
- RD109 Spectator, young woman

#### MECHANICS, EARLIER PERIODS:


- RD110 Mechanic doing up wheel nut
- RD111 Mechanic lying on ground working under car
- RD112 Mechanic bending over engine
- RD113 Mechanic bending over engine
- RD114 Old style quick lift Jack [**£2.55**]

All figures are **£4.00 each**  
unless otherwise stated

\* For further notes, see over the page




RD96 RD97 RD98 RD99




RD100 RD101 RD102 RD103



RD114 RD115 RD116



RD104 RD105 RD106 RD107



RD108 RD109 RD110 RD111 RD112 RD113

**Postage & Packing:**

Please contact us for a quotation.

We charge the actual cost of postage. We don't charge for packing, except on orders under £5.00 where we charge an extra £0.30 to cover the cost of the mailing bag.

**U.K and Europe.:** 9 or more figures: Post Free

**F1 PIT CREW:** The only doubling up needed to make a full set, i.e. three men per wheel, is with the figures holding the wheels. Photoetch parts have been included in the front jack and for the 'Brakes On' disc.

Each item of equipment is also released as a separate item, as an addition to workshop or pit lane scenes.

**HELMET PACKS [RD11, 12, 33, 34, 55, 56, 73]:** Each pack contains five helmets. **RD11 and 12** both have heads in, to fit on existing figures. **RD11** contains two helmets visor down, two visor up, and one visor up wearing a balaclava with eyeholes. **RD12** contains three faces without and two with the balaclava. Sets **RD33 and 34** are empty helmets. For those who prefer to make their own visors, **RD12 and RD34** do not have them. Mounting points are marked and a template is provided. Extra Sets: **RD55** contains four of the open face [with balaclava] helmet used in many branches of motor sport. Also a full face half visored helmet. **RD56** contains three versions of the Bell helmet worn by most of the IndyCar drivers, F3000 drivers, etc., etc. The pack contains two standard helmet, two with a small lip around the front and a single superspeedway shaped helmet. **RD73** contains 2 1996 Schumacher style helmets, 2 standard shape with small aerodynamic flaps at each side and one as standard but with an air vent on top.

**ARMCO BARRIER:** **RD35** is the standard Armco barrier found at all race circuits. For assembly as single, double or triple Armco by adapting the posts provided. Pack

contains two 73mm lengths & posts. **RD36** contains the short curved back end pieces at the end of a run of barrier [3 left hand and 3 right], plus uprights. **RD70** is a three layer section with curved ends at one side.

**1960s HELMETS (RD60-64):** Different versions of the 1960s Bell helmet available in Helmet Packs as shown. Each pack contains 2 heads wearing goggles, 2 without goggles and 1 with goggles raised:



**STIRLING MOSS:** **RP2** depicts Moss winning the 1961 Monaco Grand Prix with a classic drive in the Rob Walker Lotus 18, staving off the far more powerful Ferrari's of Hill and Ginther. It is designed to fit in the SMTS kit of this car, which had no side panels on the day and so shows off the driver to perfection. It can of course be adapted to fit in other kits.

**SEATED DRIVERS:** Fitting the seated drivers [**RD7-10, 16, 17, 59, 65-67, 75-80, 100, 101**] into car kits may require some modification either to the driver or the cockpit [more likely both!]. We have a leaflet covering this subject available in return for a stamped addressed envelope. **RD75-80** are larger than **RD7-10** and more suitable for current cars (1995 on) with the larger cockpit opening. **RD7-10** (made deliberately undersize)

are still recommended for earlier F1 cars where the cockpit is tighter.

**RD65 and 66** can be used for LHD or RHD as a pair by swapping the legs which have the same fitting but both point slightly inward to allow for the footwell. **RD65-67** were made using Renaissance's Recaro seat pack, and we strongly recommend using these to replace the seats in your kit as the figure has an exact fit which makes life so much easier!

**RD104** is suitable anywhere from pre-war to the present day - there was in fact a very similar man in a suit on the track waving the chequered flag at a recent Italian GP.

**THE SPECTATORS (RD105-109)** are in suitable clothing for the 50's/early 60's, though I've kept the dress conservative so that they will fit in more or less any period. I've done the men with and without hats - hats are more typical of the period, but that would make them only fit the early period. Also, a hat is one of the best disguises so it extends the range that can be used without the figures all looking exactly the same. **RD105/106** would also make a good early period Team Owner or Manager figure.

**EARLY MECHANICS (RD110 to RD113)** are from the period when mechanics still wore the traditional overalls, **RD110** is obviously limited to cars with wire wheels, but the other three are suitable for any branch of motor sport outside of corporate livery.

**PAYMENT:**

Payment by PayPal please. Please make PayPal payments to [info@denizenminiatures.co.uk](mailto:info@denizenminiatures.co.uk)

**UK customers** can pay by cheque if preferred of course.

**Alas we don't take credit card payments any more.**



RD58 RD70 RD57